

This document is the property of Amphenol Corporation and is delivered on the express condition that it is not to be disclosed, reproduced or used, in whole or in part, for manufacture or sale by anyone other than Amphenol Corporation without its prior consent, & that no right is granted to disclose or to use any information in this document.

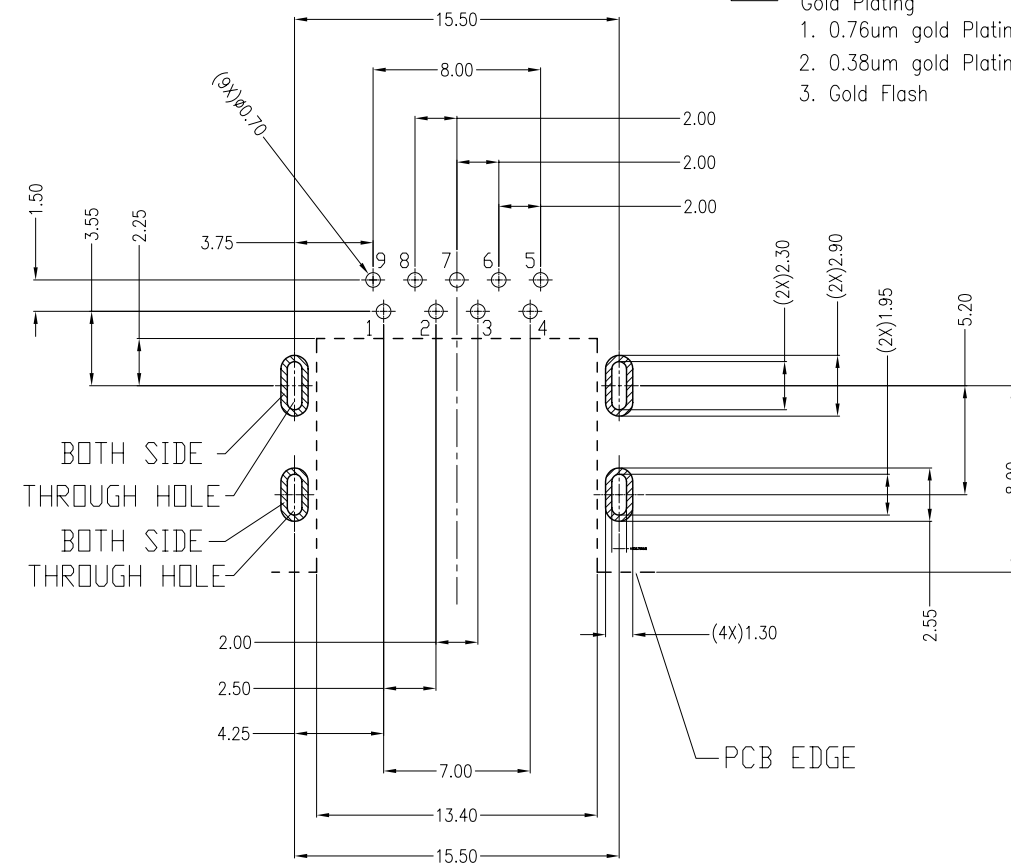
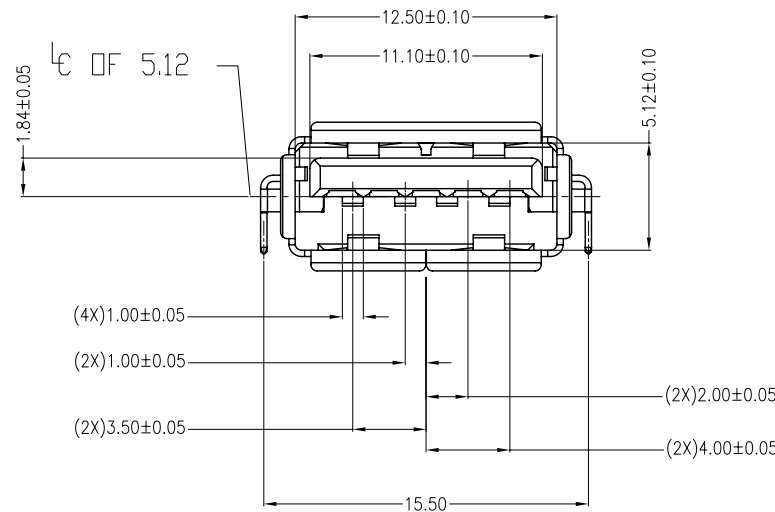
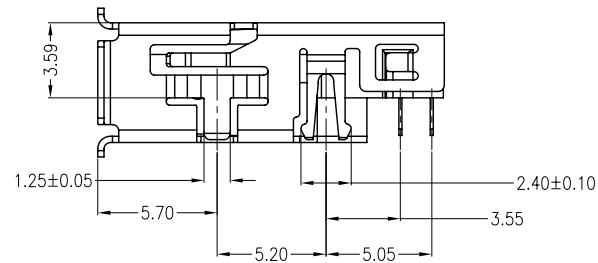
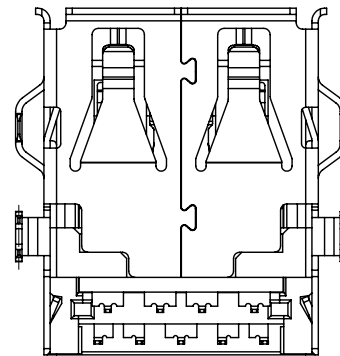
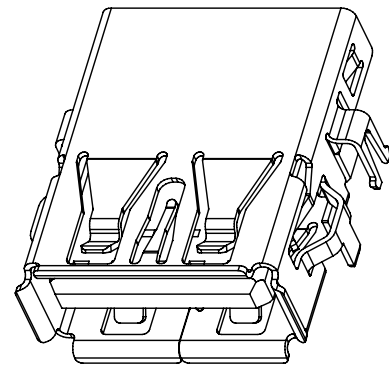
CUSTOMER DRAWING

REVISIONS				
SYM	ECN	DESCRIPTION	DATE	APPROVED
1	HK--	Release To Customer	07/28/10	IP

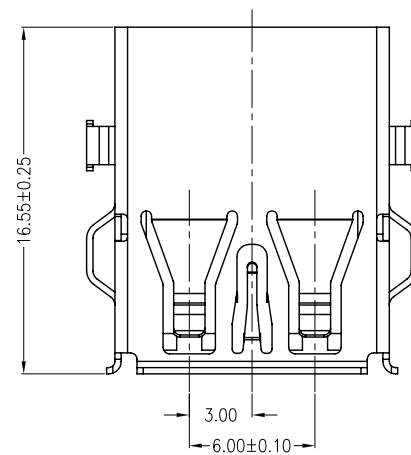
- NOTE:
 1.MATERIAL:
 HOUSING: HIGH TEMP.THERMOPLASTIC, UL 94V-0,
 COLOR: BLUE.
 CONTACT: ALLOY COPPER, THICKNESS =0.15mm,
 SHELL: STAINLESS STEEL, THICKNESS=0.30mm;
 2.PLATING:
 CONTACT: 50u" MIN. NICKEL UNDERPLATED ALL OVER.
 SEE ORDER P/N FOR MATING AREA,
 MATTE TIN ON SOLDER TAILS;
 SHELL: 30u" MIN. NICKEL PLATED UNDER, 80u" MIN MATTE TIN
 ON SOLDER TAILS;
 3.THE COPLANARITY IS 0.1MM MAX FOR ALL SOLDER TAILS;
 4.MATERIAL SHOULD BE FULFILLED AMPHENOL SPEC# SSN002;

ORDER P/N
 MCUSB-A019-S105-X

- Gold Plating
 1. 0.76um gold Plating
 2. 0.38um gold Plating
 3. Gold Flash



PCB LAYOUT(TOP VIEW)
 TOLERANCE: ±0.05



PROPOSED DRAWING

UNLESS OTHERWISE SPECIFIED TOLERANCES U.S. METRIC .X +/- 0.50 .XX +/- 0.25 .XXX +/- FRACTIONS +/- ANGLES +/- 5° FOR MATERIALS AND FINISHES SEE NOTES REMOVE SHARP EDGES DIMENSIONS U.S. INCHES METRIC MM	APPROVAL		DATE	TITLE MICRO USB 3.0 RECEPTACLE (A-TYPE,SINK DIP) SIZE DRAWING NO. REV. A3 C MCUSB-A019-S105-X 1 SCALE NONE SHEET 1 OF 1
	DRAWN	Gaof.Wang	07/28/10	
	CHECKED	Tom.Tang	07/28/10	
	CHECKED			
DRAWING FILE :		\DRAWING\MCUSB\MCUSB019S105X-1.DWG		
ANGLE OF PROJECTION				